

Linkpen 9a Mega Font Pack

Join Regular

ABCDEFGHIJKLMNOPQRSTUVWXYZ

abcdefghijklmnopqrstuvwxyz

0123456789

The quick brown fox jumps
over the lazy dog. How quickly
daft jumping zebras vexed.

Join Regular Italic

ABCDEFGHIJKLMNOPQRSTUVWXYZ

abcdefghijklmnopqrstuvwxyz

0123456789

The quick brown fox jumps
over the lazy dog.

Linkpen 9a Mega Font Pack

Join Guide

ABCDEFGHIJKLMNOPQRSTUVWXYZ

abcdefghijklmnopqrstuvwxyz

0123456789

The quick brown fox jumps

over the lazy dog. How quickly

daft jumping zebras vexed.

Join Guide Italic

ABCDEFGHIJKLMNOPQRSTUVWXYZ

abcdefghijklmnopqrstuvwxyz

0123456789

Linkpen 9a Mega Font Pack

Join Dot

A B C D E F G H I J K L M

N O P Q R S T U V W X Y Z

a b c d e f g h i j k l m

n o p q r s t u v w x y z

0 1 2 3 4 5 6 7 8 9

Join Dot Italic

a b c d e f g h i j k l m

n o p q r s t u v w x y z

Linkpen 9a Mega Font Pack

Join Dot Guide

A B C D E F G H I J K L M

N O P Q R S T U V W X Y Z

a b c d e f g h i j k l m

n o p q r s t u v w x y z

0 1 2 3 4 5 6 7 8 9

Join Dot Guide Italic

a b c d e f g h i j k l m

n o p q r s t u v w x y z

Join Connect

ABCDEFGHIJKLM

NOPQRSTUVWXYZ

abcdefghijklm

nopqrstuvwxyz

0123456789

Join Connect Italic

abcdefghijklm

nopqrstuvwxyz

Join Connect Guide

ABCDEFGHIJKLM

NOPQRSTUVWXYZ

abcdefghijklm

nopqrstuvwxyz

0123456789

Join Connect Guide Italic

abcdefghijklm

nopqrstuvwxyz

Linkpen 9a Mega Font Pack

Print Regular

ABCDEFGHIJKLMNOPQRSTUVWXYZ

abcdefghijklmnopqrstuvwxyz

0123456789

The quick brown fox jumps over
the lazy dog. How quickly daft
jumping zebras vexed.

Print Regular Italic

ABCDEFGHIJKLMNOPQRSTUVWXYZ

abcdefghijklmnopqrstuvwxyz

0123456789

The quick brown fox jumps over
the lazy dog. How quickly daft
jumping zebras vexed.

Linkpen 9a Mega Font Pack

Print Guide

ABCDEFGHIJKLMNOPQRSTUVWXYZ

abcdefghijklmnopqrstuvwxyz

0123456789

The quick brown fox jumps over
the lazy dog. How quickly daft
jumping zebras vexed.

Print Guide Italic

ABCDEFGHIJKLMNOPQRSTUVWXYZ

abcdefghijklmnopqrstuvwxyz

*0123456789 The quick brown fox
jumps over the lazy dog.*

Linkpen 9a Mega Font Pack

Print Dot

A B C D E F G H I J K L M

N O P Q R S T U V W X Y Z

a b c d e f g h i j k l m

n o p q r s t u v w x y z

0 1 2 3 4 5 6 7 8 9

Print Dot Italic

a b c d e f g h i j k l m

n o p q r s t u v w x y z

Linkpen 9a Mega Font Pack

Print Dot Guide

A B C D E F G H I J K L M

N O P Q R S T U V W X Y Z

a b c d e f g h i j k l m

n o p q r s t u v w x y z

0 1 2 3 4 5 6 7 8 9

Print Dot Guide Italic

a b c d e f g h i j k l m

n o p q r s t u v w x y z

Print Outline

A B C D E F G H I J K L M

N O P Q R S T U V W X Y Z

a b c d e f g h i j k l m

n o p q r s t u v w x y z

0 1 2 3 4 5 6 7 8 9

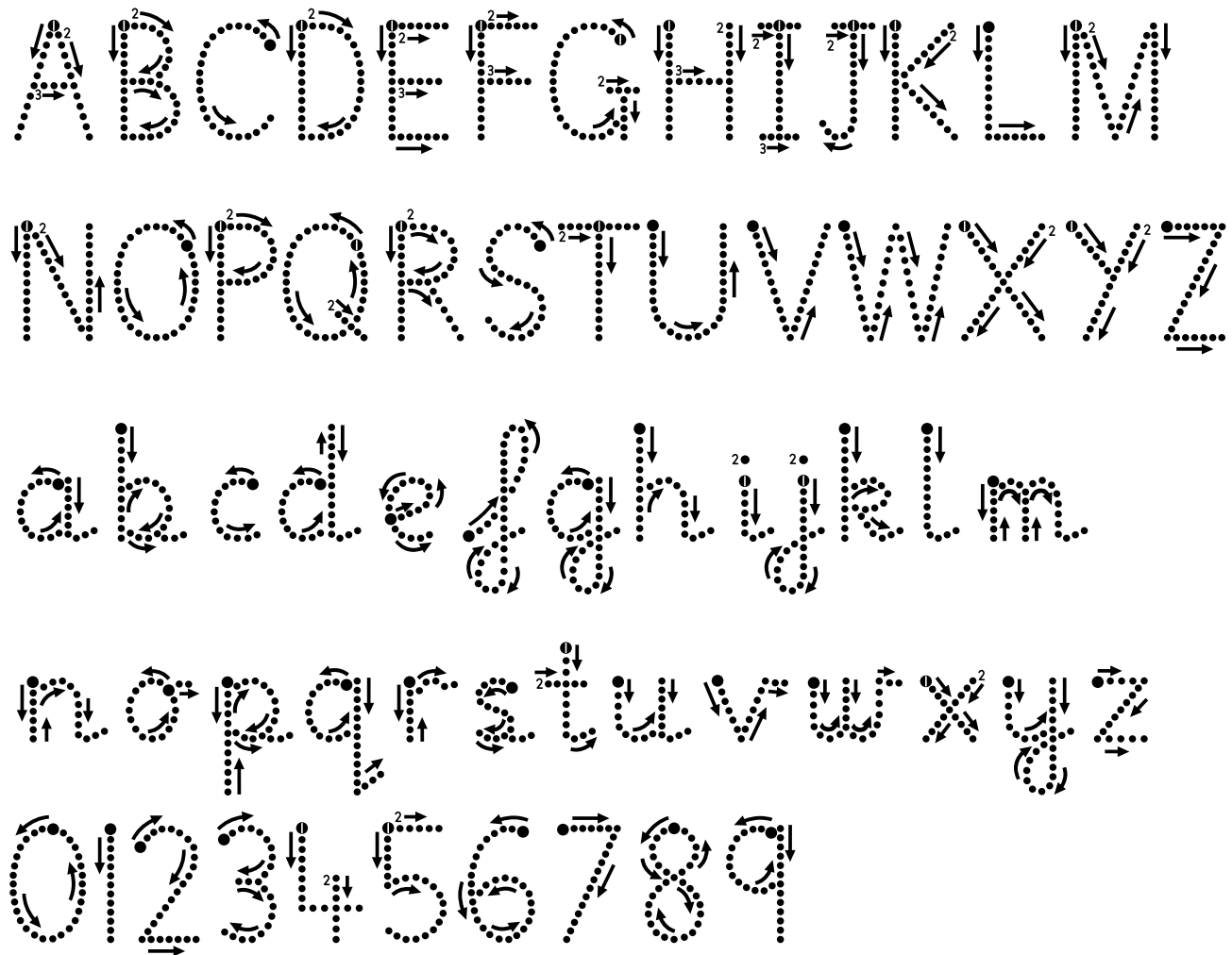
Print Outline Italic

a b c d e f g h i j k l m

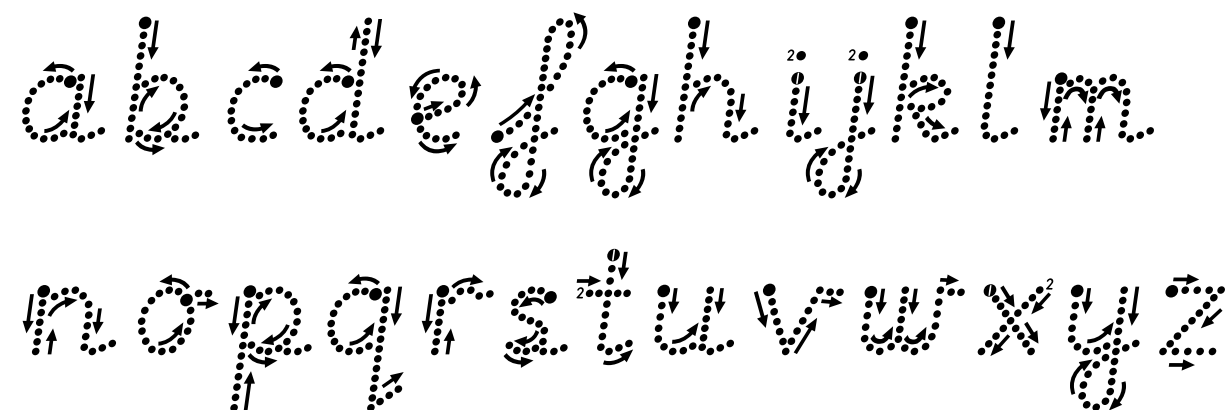
n o p q r s t u v w x y z

Linkpen 9a Mega Font Pack

Print Arrow



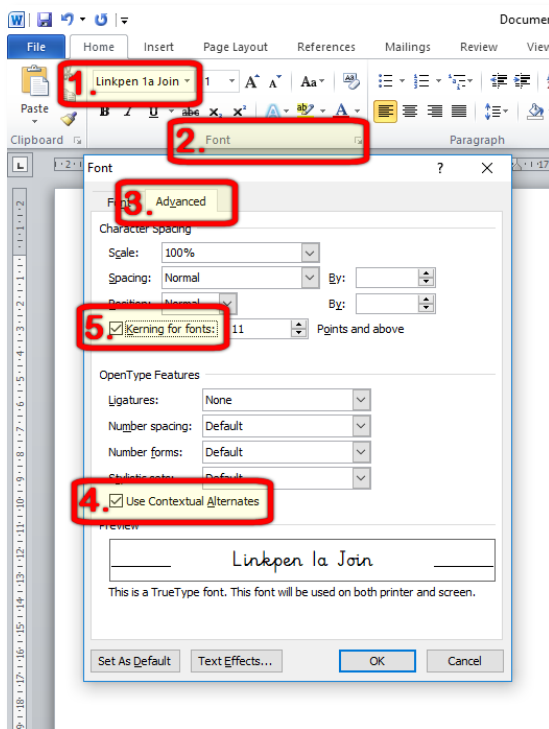
Print Arrow Italic



Linkpen 9a Mega Font Pack

Instructions for Microsoft Word

In most applications which support OpenType fonts (e.g. Smart Notebook 18, Microsoft Publisher, Mac Pages, Libre Office etc), the fonts will join automatically without you having to do anything. In Microsoft Word you will need to turn on OpenType font features (Contextual Alternates) so that the letters join correctly:



1. In Microsoft Word, select one of the Linkpen join fonts from the dropdown font menu (this is in the **Home** tab).
2. Click the small arrow next to the word **Font** (or hold down Ctrl and press D).
3. The Font Format dialogue box will appear – click on the **Advanced** tab.
4. Click the checkbox in the OpenType features section to tick **Use Contextual Alternates**.
5. Click the checkbox to select **Kerning for fonts**. This will improve the spacing between certain letter pairs.

These settings will remain in place until you change to a different font which doesn't have OpenType features. Then if you change the font back to Linkpen, OpenType font features will need to be turned on again as above.

It can be annoying having to turn on OpenType font features in Microsoft Word. To avoid this, you can:-

- Click the **Set As Default** button at the bottom of the font formatting dialogue box once you've got the settings as you want them. This will let you change the **Normal** template to always start Word with these font settings.
- If you don't want to change the Normal template, you can create a new template for when you want to use Linkpen fonts. Set the font features in the font format dialogue box as shown above. Click **File – Save As** and choose Word Template (*.dotx) as the file type. Save it somewhere easy to find, such as on your desktop. Then when you want a new blank document with OpenType font features already turned on, just double-click the template and it will open in Word.

Linkpen 9a Mega Font Pack

Characters included in every font in this pack

!"#\$%&'()*+,-./ 0123456789:;<=
>?@ABCDEFGHIJKLMN OPQRSTUVWXYZ
WXYZ[\]^_`abcdefghijklmnopqrst
uvwxyz {}~|¢£€¥¦§¨©ª«¬®¯°
±²³´µ¶·¸¹º»¼½¾¿ÀÁÂÃÄÅÆÇÈÉÊËÌÍÎ
ÏÐÑÒÓÔÕÖ×ØÙÚÛÜÝÞßàáâãäå
æçèéêëìíîïðñòóôõö÷øùúûüýþÿĀā
ĂăĄąĆćĈĉĊċČčĎďĐđĒēĔĕĖėĚěĜ
ĝĞğĠġĢģĤĥĦĥĨĩĪīĬĭIJjĴtKkLl
ŁłLlŁłNnŃńŅņŊŋŌōŎňŎňŒœŔŕ
ŖŗŘřŚśŜŝŞşŞşŢţŤťŦŧŨũŪūŬŭŮů
ŰűŲųŴŵŶŷŸŹźŻżŽžıƒŞşŢţ^ˇ-˘˙˚˛˜˝
π